

HSBC Global Investment Funds

ASIA ESG BOND

Monthly report 31 January 2025 | Share class AM2HKD

Fund center



Risk Disclosure

- The Fund invests mainly in Asian bonds, while promoting ESG characteristics.
- The Fund invests based on sustainable criteria and/or certain exclusion themes as set out in the investment policy (“Sustainable Criteria”), which may affect Fund performance and result in a loss to the Fund.
- The lack of common or standardised definitions and labels regarding ESG and/or sustainable criteria may result in different approaches by managers in the market when integrating such criteria into investment decisions.
- The Fund may pay dividends out of capital or gross of expenses. Dividend is not guaranteed and may result in capital erosion and reduction in net asset value.
- The Fund may invest in financial derivative instruments for investment purpose which may lead to higher volatility to its net asset value.
- The Fund’s investments may involve currency, volatility, liquidity, general debt securities, non-investment grade and unrated debt securities, geographic concentration, emerging markets, tax and political risks. Investors may suffer substantial loss of their investments in the Fund.
- Base Currency Hedged Share Classes and RMB denominated class are subject to higher currency and exchange rate risks.
- Investors should not invest solely based on factsheet and should read the offering documents for details.

Investment objective

The Fund aims to provide long term capital growth and income by investing in a portfolio of Asian bonds, while promoting environmental, social and governance (ESG) characteristics. The Fund also aims to achieve a higher ESG score than the weighted average of the constituents of its reference benchmark. The Fund qualifies under Article 8 of SFDR.

Investment strategy

The Fund is actively managed.

The Fund will invest at least 90% in investment grade and non-investment grade bonds and unrated bonds and other similar securities issued or guaranteed by governments, government-related entities and supranational entities and companies that are based in Asia and will invest at least 70% in bonds and similar securities issued by issuers meeting certain ESG scores and lower carbon intensity criteria.

ESG and Lower Carbon Criteria, together with fundamental qualitative issuer analysis, are used to determine the Fund’s investible universe.

The Fund invests mostly in bonds which are denominated in US dollars; with less than 40% invested in bonds rated below investment grade.

The Fund may invest up to: 30% in onshore Chinese bonds; 10% in convertible bonds; 10% in contingent convertible securities; 10% in asset backed securities and mortgage-backed securities; and 10% in other funds.

See the Prospectus for a full description of the investment objectives and derivative usage.

Share Class Details

Key metrics

NAV per Share	HKD 7.79
Yield to maturity	6.03%

Fund facts

UCITS V compliant	Yes
Dividend treatment	Distributing
Distribution Frequency	Monthly
Dividend ex-date	24 January 2025
Dividend annualised yield*	6.00%
Dividend Amount	0.037798
Dealing frequency	Daily
Share Class Base Currency	HKD
Domicile	Luxembourg
Inception date	19 January 2022
Fund Size	USD 28,008,694
Reference benchmark	100% JP Morgan ESG Asia Credit
Managers	Alfred Mui Wilson Yip

Fees and expenses

Minimum initial investment (HK) ¹	USD 5,000
Maximum initial charge (HK)	3.100%
Management fee	1.100%

Codes

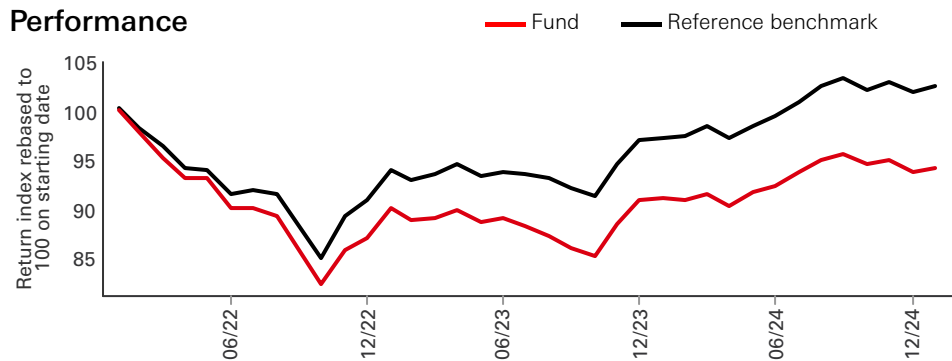
ISIN	LU2426139296
Bloomberg ticker	HSAEBAK LX

¹Please note that initial minimum subscription may vary across different distributors

Past performance does not predict future returns. The figures are calculated in the share class base currency, NAV to NAV basis with dividend reinvested, net of fees. If investment performance is not denominated in HKD or USD, HKD or USD based investors are exposed to exchange rate fluctuations. *The fund may pay dividends out of capital or gross of expenses.

For definition of terms, please refer to the Glossary QR code.
Source: HSBC Asset Management, data as at 31 January 2025

Performance



Performance (%)	YTD	1 month	3 months	6 months	1 year	3 years	5 years	Since Inception
AM2HKD	0.42	0.42	-0.39	0.56	3.58	-5.90	--	-5.69
Reference benchmark	0.68	0.68	0.36	1.65	5.44	2.26	--	2.69

Calendar year performance (%)	2020	2021	2022	2023	2024
AM2HKD	--	--	-13.01	4.55	3.27
Reference benchmark	--	--	-9.14	6.88	5.03

The calendar year return of the first year is calculated between share class inception date and calendar year end of first year if the share class has less than 5-year history. Results are cumulative

3-Year Risk Measures	AM2HKD	Reference benchmark	5-Year Risk Measures	AM2HKD	Reference benchmark
Volatility	6.81%	6.58%	Volatility	--	--
Sharpe ratio	-0.87	-0.49	Sharpe ratio	--	--
Tracking error	1.17%	--	Tracking error	--	--
Information ratio	-2.35	--	Information ratio	--	--

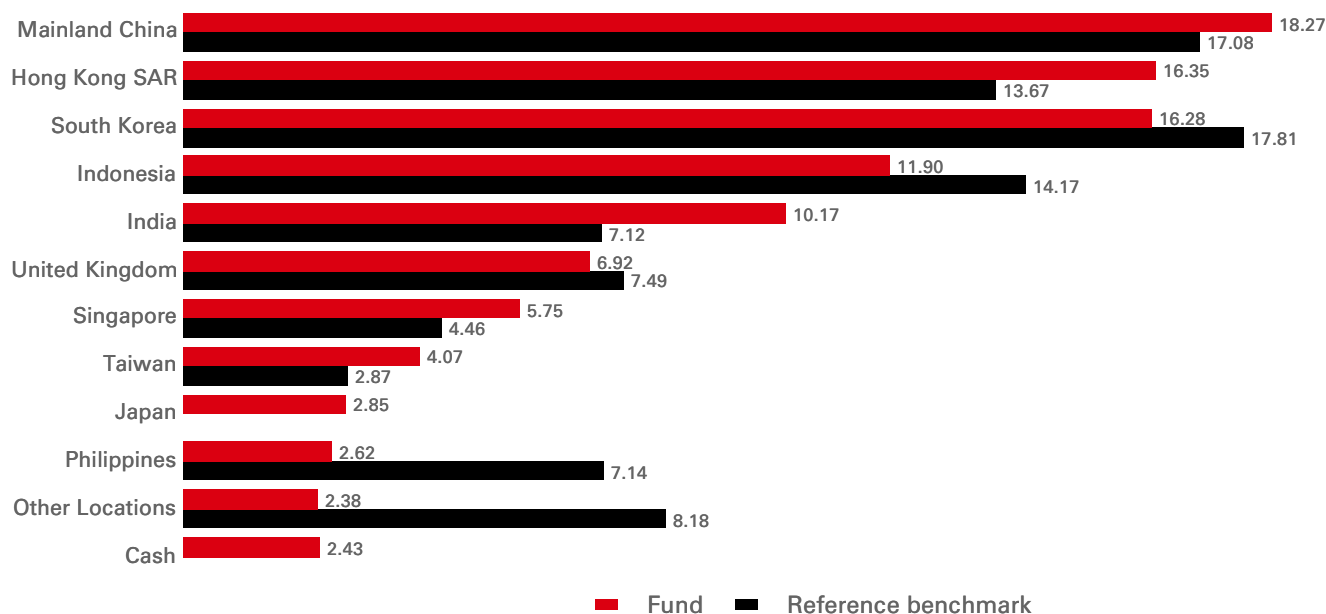
Fixed Income Characteristics	Fund	Reference benchmark	Relative
No. of holdings ex cash	133	1,070	--
Portfolio yield	5.87%	5.62%	0.25%
Yield to maturity	6.03%	5.70%	0.32%
Average maturity	6.14	6.11	0.03
Average Credit Quality	BBB+/BBB	A-/BBB+	--
Number of issuers	89	368	--

Credit rating (%)	Fund	Reference benchmark	Relative	Maturity Breakdown (Effective duration)	Fund	Reference benchmark	Relative
AAA	1.53	1.76	-0.23	0-2 years	0.26	0.36	-0.09
AA	8.02	17.14	-9.12	2-5 years	1.04	1.02	0.02
A	23.85	25.28	-1.43	5-10 years	1.34	1.23	0.12
BBB	43.90	41.16	2.74	10+ years	1.65	1.77	-0.12
BB	16.02	8.34	7.68	Total	4.30	4.38	-0.08
B	1.49	2.08	-0.59				
CCC	--	1.44	-1.44				
C	--	0.03	-0.03				
NR	2.76	2.77	-0.01				
Cash	2.43	--	2.43				

Past performance does not predict future returns. The figures are calculated in the share class base currency, NAV to NAV basis with dividend reinvested, net of fees. If investment performance is not denominated in HKD or USD, HKD or USD based investors are exposed to exchange rate fluctuations. *The fund may pay dividends out of capital or gross of expenses. For definition of terms, please refer to the Glossary QR code.
 Source: HSBC Asset Management, data as at 31 January 2025

Currency Allocation (%)	Fund	Reference benchmark	Relative
USD	100.00	100.00	0.00
EUR	0.01	--	0.01
SGD	0.00	--	0.00
AUD	0.00	--	0.00
CNY	0.00	--	0.00
GBP	0.00	--	0.00
HKD	-0.01	--	-0.01

Geographical Allocation (%)



Sector Allocation (%)	Fund	Reference benchmark	Relative
Banks	24.44	16.93	7.51
Government	12.30	28.98	-16.68
Diversified Finan serv	12.19	7.95	4.24
Insurance	8.51	4.12	4.39
Communications	7.07	2.51	4.57
Real Estate	6.29	5.70	0.58
Technology	6.09	4.04	2.05
Consumer Cyclical	6.00	7.82	-1.82
Energy	5.08	4.72	0.36
Utilities	4.12	4.70	-0.58
Other Sectors	5.47	12.52	-7.05
Cash	2.43	--	2.43

Top 10 Holdings	Weight (%)
SHINHAN FINL GRP 2.875	1.73
BANGKOK BANK/HK 9.025 15/03/29	1.66
FEC FINANCE LTD 7.375	1.46
PRU FUNDING ASIA 2.950 03/11/33	1.31
STANDARD CHART 2.678 29/06/32	1.21
ZHONGSHENG 3.000 13/01/26	1.04
CHINA RES LAND 4.125 26/02/29	1.03
NAVER CORP 1.500 29/03/26	1.03
RENEW POWER 5.875 05/03/27	1.02
INDONESIA (REP) 4.625 15/04/43	0.97


MSCI ESG Score	ESG score	E	S	G
Fund	6.4	6.4	5.5	5.5
Reference benchmark	5.4	5.7	5.3	5.4

The MSCI ESG Key Issue Score is the numerical, weighted average of MSCI's E, S, and G pillar scores. A higher number indicates a more favourable ESG profile in the view of MSCI.

The weighted averages of the Key Issue Scores are aggregated and companies' scores are normalized by their industries. After any overrides are factored in, each company's Final Industry-Adjusted Score corresponds to a rating.

For more information, see MSCI ESG Ratings Methodology @ <https://www.msci.com/esg-and-climate-methodologies>

Follow us on:



For more information please contact us
at Tel: 852 2284 1111.

Website:
www.assetmanagement.hsbc.com/hk

Glossary



www.assetmanagement.hsbc.com/hk/api/v1/download/document/lu0164865239/hk/en/glossary

Index Disclaimer

Information has been obtained from sources believed to be reliable but J.P. Morgan does not warrant its completeness or accuracy. The Index is used with permission. The Index may not be copied, used, or distributed without J.P. Morgan's prior written approval. Copyright 2025, J.P. Morgan Chase & Co. All rights reserved.

Benchmark disclosure

The Investment Advisor will use its discretion to invest in securities not included in the reference benchmark based on active investment management strategies and specific investment opportunities. It is foreseen that a significant percentage of the Fund's investments will be components of the reference benchmark. However, their weightings may deviate materially from those of the reference benchmark.

Important Information

The material contained herein is for marketing purposes and is for your information only. This document is not contractually binding nor are we required to provide this to you by any legislative provision. It does not constitute legal, tax or investment advice or a recommendation to any reader of this material to buy or sell investments. You must not, therefore, rely on the content of this document when making any investment decisions.

Investors should not invest in the Fund solely based on the information provided in this document and should read the offering document of the Fund for details.

This document is prepared for general information purposes only and does not have any regard to the specific investment objectives, financial situation and the particular needs of any specific person who may receive it. Any views and opinions expressed are subject to change without notice. This document does not constitute an offering document and should not be construed as a recommendation, an offer to sell or the solicitation of an offer to purchase or subscribe to any investment. Any forecast, projection or target where provided is indicative only and is not guaranteed in any way. HSBC Asset Management accepts no liability for any failure to meet such forecast, projection or target. HSBC Asset Management has based this document on information obtained from sources it reasonably believes to be reliable. However, HSBC Asset Management does not warrant, guarantee or represent, expressly or by implication, the accuracy, validity or completeness of such information. Investment involves risk. Past performance is not indicative of future performance. Please refer to the offering document for further details including the risk factors. This document has not been reviewed by the Securities and Futures Commission. Copyright © HSBC Global Asset Management (Hong Kong) Limited 2025. All rights reserved. This document is issued by HSBC Global Asset Management (Hong Kong) Limited.

For definition of terms, please refer to the Glossary QR code.
Source: HSBC Asset Management, data as at 31 January 2025