

FEBRUARY 2025 / FACTSHEET

FUND FACTS

Fund Size (NAV USDm)
227.4

Inception Date
December 12, 1994

Domiciled
Ireland, UCITS Fund

Dealing Frequency
Daily

Management Company
Baring International Fund Managers (Ireland) Limited

Investment Manager
Baring Asset Management Limited

Share Classes
USD/EUR/GBP
(distributing)

Distribution Frequency
Annual

Base Currency
USD

Benchmark²
Free-float MSCI All Country World Energy/Materials (Total Net Return) Index

PORTFOLIO MANAGERS

James Govan, CFA
22 years of experience

Piers Aldred, CFA
23 years of experience

1. The Fund invests in a diversified portfolio of the securities of Commodity Producers, being companies engaged in the extraction, production, processing and/or trading of commodities such as oil, gold, aluminium, coffee and sugar.
2. The Fund is subject to risks, such as investment, equities and equity-related securities, liquidity, counterparty, currency risks and the risks of investing in small and mid-capitalisation companies.
3. The Fund's investment may be concentrated in the Commodity Producers and the value of the Fund may be more volatile. Investing in emerging markets may involve increased risks, including liquidity, currency/currency control, political and economic uncertainties, legal and taxation, settlement, custody and volatility risks.
4. The Manager integrates environmental, social and governance (ESG) information into the investment process, which may affect the Fund's investment performance and, as such, may perform differently compared to similar collective investment schemes.
5. The Fund may invest in derivatives for investment or efficient portfolio management purposes which may involve counterparty/credit, liquidity, valuation, volatility and over-the-counter transaction risks. Exposure to derivatives may lead to a high risk of significant loss by the Fund.
6. Dividends may be paid out of unrealised capital gains at the discretion of the Manager which would effectively represent paying dividend out of capital. This amounts to a return or withdrawal of part of an investor's original investment or any capital gains attributable to that original investment. Payment of dividends may result in an immediate reduction of the net asset value of the Fund per unit.
7. Investors may suffer substantial loss of their investments in the Fund.

OBJECTIVE

The investment objective of the Fund is to achieve long-term capital appreciation through investment in a diversified portfolio of the securities of Commodity Producers, being issuers engaged in the extraction, production, processing and/or trading of commodities such as oil, gold, aluminium, coffee and sugar.

STRATEGY

The Investment Manager believes that equity markets contain unrecognised growth potential and seeks to identify this through the analysis of a company's business model whilst incorporating wider economic and social governance trends, often referred to as fundamental analysis.

PERFORMANCE %	Class A (Net) ¹		CALENDAR YEAR PERFORMANCE %		Benchmark ²
	Class A (Net) ¹	Benchmark ²	Class A (Net) ¹	Benchmark ²	
February 2025	-0.30	0.88	2024	-5.72	-3.20
3 Months	-2.39	-3.24	2023	2.92	8.38
Year to Date	6.73	4.58	2022	9.61	7.30
1 Year	3.14	2.54	2021	16.88	25.52
3 Years (Annualised)	3.67	3.68	2020	-2.85	-11.01
3 Years (Cumulative)	11.43	11.44			
5 Years (Annualised)	9.21	10.15			
5 Years (Cumulative)	55.34	62.14			

PAST PERFORMANCE IS NOT NECESSARILY INDICATIVE OF FUTURE RESULTS.

Source: Barings. An investment entails a risk of loss. Performance is shown in USD on a NAV per share basis, with gross income reinvested. If the investment return is denominated in currency other than USD/HKD, USD/HKD based investors are exposed to fluctuations in the exchange rate of the relevant currency against USD/HKD. Unless otherwise stated, all portfolio figures within this factsheet are as of the end of the month shown at the top of the front page.

1. Performance based on Class A USD Inc Share Class.
2. Benchmark: Free-float MSCI All Country World Energy/Materials (Total Net Return) Index from 31 March 2021, previously 60%/40% MSCI AC World Energy/MSCI AC World Material (Total Net Return) Index from 1 January 2020, previously 60% MSCI AC World Energy Index 40% MSCI AC World Materials Index (rebalanced monthly; gross dividends reinvested) from 3 March 2014. Please note that the use of a benchmark index is for comparative purposes only.

The fund name was changed as of 30 April 2018 from Baring Global Resources Fund to Barings Global Resources Fund. The investment objective of the Fund remains unchanged.

EQUITY PLATFORM¹

Barings manages USD421+ billion of equities, fixed income, real estate, and alternative assets globally

We focus on building high-conviction, research-driven equity solutions for our clients. We have a long history of being early investors in new and established markets.

- Global Equities
- Emerging Markets Equities
- Small-Cap Equities

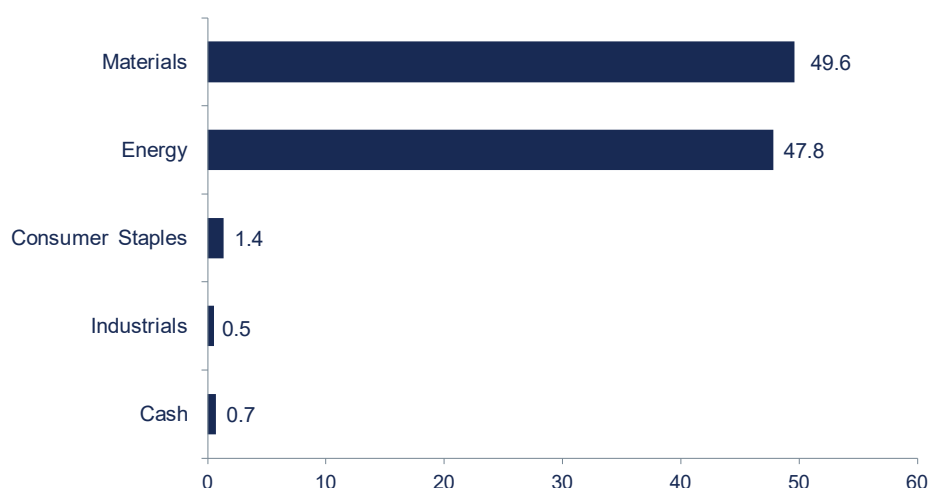
Equities investor base includes financial institutions, pensions, foundations and endowments and wholesale distributors

CHARACTERISTICS^{2,3}

BARINGS GLOBAL RESOURCES FUND

Number Of Holdings	38
Active Share (%)	55.37
Off Benchmark (%)	4.37
Tracking Error (%) (3Y Ann)	6.37
Information Ratio (3Y Ann)	0.32
Standard Deviation (3Y Ann)	19.21
Alpha (3Y Ann)	2.25
Beta (3Y Ann)	0.97
Av. Market Cap (USDb)	113.78

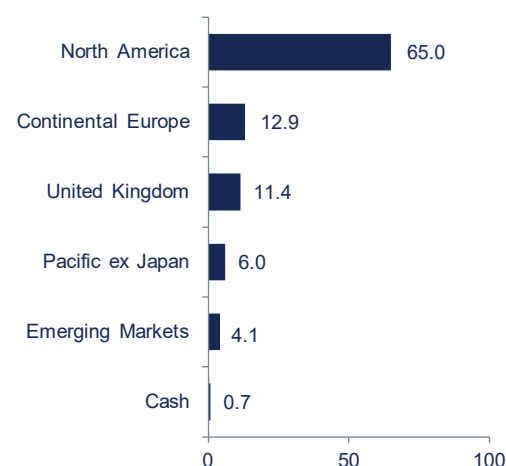
TOP SECTOR WEIGHTING (% OF MV)³



TOP HOLDINGS (% OF MV)³

EXXONMOBIL CORPORATION	6.88
ROYAL DUTCH SHELL PLC	5.32
ENBRIDGE INC.	5.20
CRH PLC	4.77
LINDE PLC	4.76
TOTALENERGIES SE	4.37
CONOCOPHILLIPS	4.11
EOG RESOURCES INC	4.07
RIO TINTO LTD	3.86
BP	3.69

TOP COUNTRY WEIGHTING (% OF MV)³



1. Source: Barings, assets as of 31 December 2024.
2. Risk statistics based on gross performance.
3. As of 28 February 2025.

Offering documents can be downloaded here:

Key Facts Statement

Prospectus



Interim Report

Annual Report



TO LEARN MORE PLEASE CONTACT YOUR LOCAL BARINGS TEAM

Asia-Pacific based enquiries:

apac.info@barings.com

CLASS A FEE SCHEDULE		CLASS A ACTIVE IDS			
Investment Size	Fees	Name	ISIN	Bloomberg	Lipper
Initial: £2,500/€3,500/USD5,000	Initial: up to 5.00%	EUR INC	IE0004851352	BRGGLRE ID	60013063
Subsequent: £500/€500/USD500	Annual Management Fee: 1.50%	GBP INC	IE00B4VBLG29	BRGLREA ID	68035316
		USD INC	IE0000931182	BRGGLRI ID	60000672

Please refer to prospectus for additional information. Please contact your distributor for all other share classes available for local subscriptions.

Note: ©2025 Morningstar. All Rights Reserved. The information contained herein: (1) is proprietary to Morningstar and/or its content providers; (2) may not be copied or distributed; and (3) is not warranted to be accurate, complete or timely. Neither Morningstar nor its content providers are responsible for any damages or losses arising from any use of this information. Past performance is no guarantee of future results.

This document is not intended as an offer or solicitation for the purchase or sale of any financial instrument. This document has been prepared for informational purposes only and is not intended to provide, and should not be relied on for, accounting, legal or tax advice.

Investment involves risks. Past performance is not indicative of future performance. Please refer to the offering documents for the details of the Fund and all the risk factors. Investors should not only base on this document alone to make investment decisions.

For Singapore Investors: The Fund is registered as a restricted foreign scheme in Singapore. The offering document of the Fund has not been registered as a prospectus with the Monetary Authority of Singapore. Accordingly, statutory liability under the Securities and Futures Act, Chapter 289 of Singapore (the "SFA") in relation to the content of prospectus would not apply. This document is only distributed to (i) institutional investors, and (ii) accredited investors and other relevant persons in Singapore in accordance with section 304 and 305 of the SFA, or any other applicable provision of the SFA. Barings Singapore Pte. Ltd. (202036975R)

This document is issued by Baring Asset Management (Asia) Limited. It has not been reviewed by the Securities and Futures Commission of Hong Kong.

Baring Asset Management (Asia) Limited - 35/F Gloucester Tower, 15 Queen's Road Central, Hong Kong

CONTACT US (Calls may be recorded and monitored): +852 2841 1411
www.barings.com

基金資料

基金規模
227.4百萬美元

成立日期
1994年12月12日

註冊地
愛爾蘭，
可轉讓證券集體投資計劃基金

交易頻率
每日

管理公司
Baring International Fund
Managers (Ireland) Limited

投資經理
Baring Asset Management
Limited

股份類別
美元/歐元/英鎊
(分派類別)

派息頻率
年度

基本貨幣
美元

基準指數²
MSCI所有國家世界能源/物料
(總額淨回報)自由流通量指數

基金經理

James Govan，
特許金融分析師
22年經驗

Piers Aldred，
特許金融分析師
23年經驗

2025年2月 / 基金月度報告

1. 本基金投資於商品生產商的多元化證券投資組合。商品生產商包括從事提煉、生產、加工及/或買賣油、黃金、鋁、咖啡及糖等商品的公司。
2. 本基金涉及投資、股票及股票相關證券、流動性、對手方、貨幣風險及投資於小型及中型公司所附帶的風險。
3. 本基金可集中投資於商品生產商，而導致本基金的價值可能較為波動。投資於新興市場或須承受包括流動性、貨幣/貨幣管制、政治及經濟不確定性、法律及稅務、結算、託管及波動性等額外風險。
4. 基金經理將環境、社會及管治 (ESG) 資料融合至投資程序。運用ESG資料可能影響本基金的投資表現，因此，其表現可能有別於類似集體投資計劃的表現。
5. 本基金可投資於衍生工具作投資或有效投資組合管理用途。與衍生工具相關的風險包括對手方/信貸、流動性、估值、波動性及場外交易等風險。投資於衍生工具可能導致本基金承受重大虧損的高度風險。
6. 基金經理可酌情以未變現資本收益支付股息，這將被視為實際上從資本支付股息。從資本支付股息即相當於從投資者的原有投資或自該原有投資應佔的任何資本收益中退還或提取部分款項。支付股息可能導致本基金的每單位資產淨值即時下跌。
7. 投資者投資於本基金可能蒙受重大損失。

投資目標

本基金的投資目標旨在透過投資於商品生產商證券的多元化投資組合，達致長期資本增值。商品生產商包括從事提煉、生產、加工及/或買賣油、黃金、鋁、咖啡及糖等商品的發行人。

投資策略

基金投資經理認為股票市場內具有尚未被識別的增長潛力，並透過分析公司的業務模式，同時納入更廣泛的經濟及社會管治趨勢發掘增長潛力 (通常稱為基本因素分析)。

基金表現 (%)	A類別 (淨計) ¹	基準指數 ²
2025年2月	-0.30	0.88
3個月	-2.39	-3.24
年初至今	6.73	4.58
1年	3.14	2.54
3年 (年度化)	3.67	3.68
3年 (累積)	11.43	11.44
5年 (年度化)	9.21	10.15
5年 (累積)	55.34	62.14

年度表現 (%)	A類別 (淨計) ¹	基準指數 ²
2024	-5.72	-3.20
2023	2.92	8.38
2022	9.61	7.30
2021	16.88	25.52
2020	-2.85	-11.01

過往表現不一定反映未來績效。

資料來源：Morningstar/霸菱。投資須承擔損失的風險。表現數據以美元計值及以每股資產淨值計算，總收益用於再投資。若投資收益以美元/港元以外的貨幣計算，以美元/港元作出投資的投資者需承受有關外幣兌美元/港元兌換率波動的風險。除非另有說明，否則本月度報告中所載投資組合的數據均截至本頁上方所示的月底。

1. 表現以A類別美元收益計算。
2. 基準指數：由2021年3月31日起，基準指數為MSCI所有國家世界能源/物料 (總額淨回報)自由流通量指數。由2020年1月1日至2021年3月30日，基準指數為60%/40% MSCI所有國家世界能源/ MSCI所有國家世界物料 (總額淨回報)指數。由2014年3月3日至2019年12月31日，基準指數為60% MSCI所有國家世界能源指數及40% MSCI所有國家世界物料指數 (按月重新平衡，總股息用於再投資)。請注意基準指數僅作為比較之用。

股票投資平台¹

霸菱於全球管理總值超過4,210億美元的股票、固定收益、房地產及另類資產

我們專注於為客戶構建具有高信念度及以研究推動的股票投資方案。我們於新興市場和成熟市場有長久的投資經驗

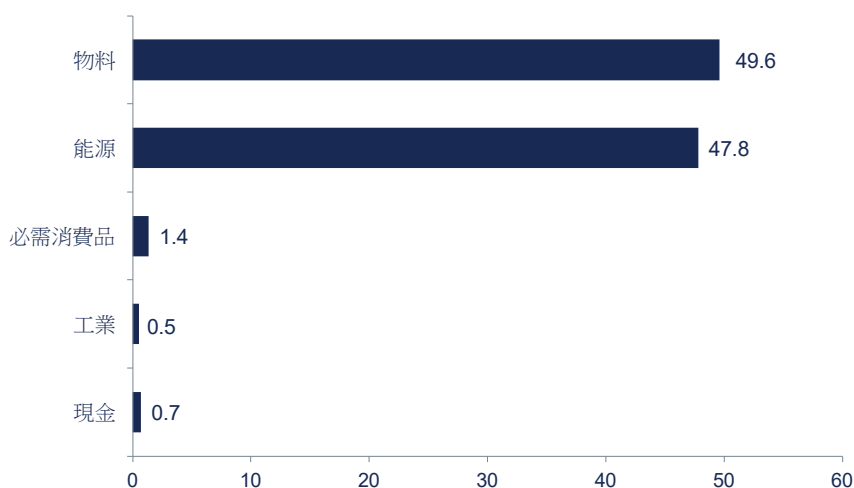
- 環球股票
- 新興市場股票
- 小型股票

股票投資者包括金融機構、退休金、基金會及捐贈基金和零售分銷商

基金特徵^{2,3}

基金特徵 ^{2,3}	霸菱環球資源基金
持有投資數目	38
主動投資比率(%)	55.37
偏離指標(%)	4.37
歷史跟蹤誤差(%) (3年年度化)	6.37
訊息比率 (3年年度化)	0.32
標準差 (3年年度化)	19.21
阿爾法系數 (3年年度化)	2.25
貝他系數 (3年年度化)	0.97
平均市值 (十億美元)	113.78

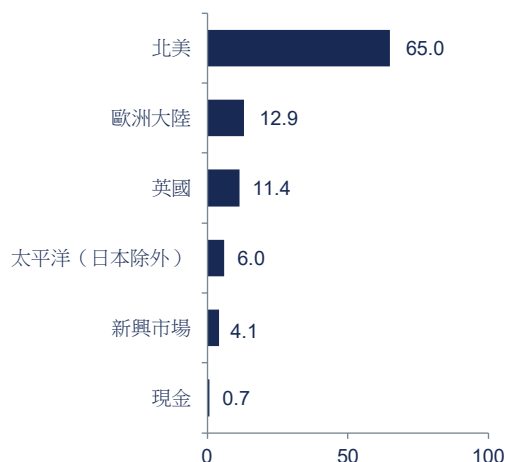
主要行業比重 (佔市值%)³



主要投資 (佔市值%)³

EXXONMOBIL CORPORATION	6.88
ROYAL DUTCH SHELL PLC	5.32
ENBRIDGE INC.	5.20
CRH PLC	4.77
LINDE PLC	4.76
TOTALENERGIES SE	4.37
CONOCOPHILLIPS	4.11
EOG RESOURCES INC	4.07
RIO TINTO LTD	3.86
BP	3.69

主要地區比重 (佔市值%)³



銷售文件可於此下載：

產品資料概覽

基金章程



中期報告

年度報告



1. 資料來源：霸菱，資產規模截至2024年12月31日。
 2. 風險統計以總額表現計算。
 3. 截至2025年2月28日。

如欲了解更多，請聯絡霸菱團隊

亞太區查詢：
apac.info@barings.com

A類別費用詳情		A類別活躍股份編號			
認購金額	費用	類別	ISIN	彭博	理柏
首次投資額： 2,500英鎊／3,500歐元／ 5,000美元	認購費（初次手續費）： 最高5.00% 年度管理費：1.50%	歐元收益	IE0004851352	BRGGLRE ID	60013063
其後投資額： 500英鎊／500歐元／ 500美元		英鎊收益	IE00B4VBLG29	BRGLREA ID	68035316
		美元收益	IE0000931182	BRGLRLI ID	60000672

詳情請參閱基金章程。請聯絡閣下的分銷商以查詢所有其他可供當地投資者認購的股份類別。

附註：©2025 Morningstar。版權所有。本文所載資料：(1)屬Morningstar及／或其內容提供商專有；(2)不得複印或分發；及(3)不保證準確、完整或適時。Morningstar及其內容提供商概不就因使用本資料而引致的任何損害或損失承擔任何責任。過往表現並不保證未來業績。

本文件並不構成買賣任何金融工具的要約或邀請。本文件僅供資訊用途，不應被視為提供或依賴為會計、法律或稅務建議。

投資涉及風險。過往表現不可作為未來表現的指標。投資者應細閱發售文件所載基金詳情及所有風險因素。投資者不應僅根據本文件而作出投資決定。

適用於新加坡投資者：本基金於新加坡註冊為限制類外商計劃(restricted foreign scheme)。本基金的發售文件尚未於新加坡金融管理局註冊。因此，新加坡證券及期貨條例第289章有關基金章程內容的法定責任將不適用。本文件只分發予根據新加坡證券及期貨條例第304及305條，及其他適用之條例所定義的在新加坡的(i)機構投資者及(ii)認可投資者(credited investors)及其他相關人士。Barings Singapore Pte. Ltd. (202036975R)

本文件由霸菱資產管理（亞洲）有限公司發行，並未經香港證監會審閱。

霸菱資產管理（亞洲）有限公司 — 香港皇后大道中15號告羅士打大廈35樓

聯絡我們（通話可能被紀錄及監察）：+852 2841 1411
www.barings.com

OBJECTIVE & STRATEGY

The investment objective of the Fund is to achieve long-term capital appreciation through investment in a diversified portfolio of the securities of Commodity Producers, being issuers engaged in the extraction, production, processing and/or trading of commodities such as oil, gold, aluminum, coffee and sugar. The Investment Manager believes that equity markets contain unrecognised growth potential and seeks to identify this through the analysis of a company's business model whilst incorporating wider economic and social governance trends, often referred to as fundamental analysis.

投資目標及策略

本基金的投資目標旨在透過投資於商品生產商證券的多元化投資組合，達致長期資本增值。商品生產商包括從事提煉、生產、加工及／或買賣油、黃金、鋁、咖啡及糖等商品的發行人。基金投資經理認為股票市場內具有尚未被識別的增長潛力，並透過分析公司的業務模式，同時納入更廣泛的經濟及社會管治趨勢發掘增長潛力（通常稱為基本因素分析）。