

Hang Seng Investment Index Funds Series II

Hang Seng Index Tracking Fund

January 2024

IMPORTANT RISK WARNINGS / FUND INFORMATION FOR HONG KONG INVESTORS

- Hang Seng Index Tracking Fund (the "Fund") is previously Hang Seng Index ETF. Hang Seng Index ETF was delisted on 13 Sep 2022 and renamed as Hang Seng Index Tracking Fund.
 - The Fund is an index-tracking fund which aims to match, before fees and expenses, as closely as practicable the total return performance (net of withholding tax) of the Hang Seng Index (the "Index").
 - The Fund invests in substantially all the constituent stocks of the Index in substantially the same weightings (i.e. proportions) as these stocks have in the Index.
 - The Fund is subject to tracking error risks, risks associated with passive investments, risks of concentration of investments in a single market/several constituent stocks of the Index and risks associated with investments in mainland China (an emerging market).
 - The Manager may, at its discretion, pay dividend out of capital. The Manager may also, at its discretion, pay dividend out of gross income while all or part of the fees and expenses of the Fund are charged to/paid out of the capital of the Fund, resulting in an increase in distributable income for the payment of dividends by the Fund and therefore, the Fund may effectively pay dividend out of capital. Payment of dividends out of capital or effectively out of capital amounts to a return or withdrawal of part of an investor's original investment or from any capital gains attributable to that original investment. Any distributions involving payment of dividends out of the capital of the Fund or effectively out of the capital of the Fund may result in an immediate reduction of the Net Asset Value per Unit of the Fund.
 - Investment involves risks and investors may lose substantial part of their investment in the Fund.
- Investors should not only base on this material alone to make investment decisions, but should read the Fund's offering documents (including the full text of the risk factors stated therein) in detail.

Investment Objective

The Fund is an index-tracking fund which aims to match, before fees and expenses, as closely as practicable the total return performance (net of withholding tax) of the Hang Seng Index (the "Index").

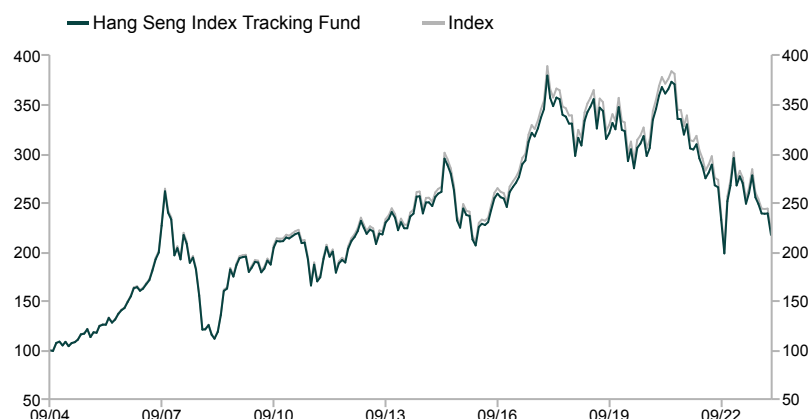
Cumulative Performance

	3M	6M	1Y	3Y	5Y	Since Launch
Hang Seng Index Tracking Fund	-9.17%	-21.81%	-26.48%	-39.48%	-34.83%	117.75%
Index	-9.16%	-21.98%	-26.47%	-39.90%	-35.15%	122.18%

Calendar Year Performance

	YTD	2023	2022	2021	2020	2019
Hang Seng Index Tracking Fund	-9.16%	-10.63%	-12.03%	-11.98%	-0.48%	12.64%
Index	-9.16%	-10.61%	-12.70%	-11.94%	-0.46%	12.87%

Performance Chart



Fund: Unit Price-to-Unit Price return, total return with dividend (if any) reinvested. (Source: Unit Prices are provided by HSBC Institutional Trust Services (Asia) Limited. The Fund's performance information is provided by the Manager.) Please note that the Fund Units currently available are income units only. The performance information presented is calculated based on the assumption that there were no distributions to Unitholders, and is for reference only. To achieve comparability among funds' performance presentations in the market for investors, the Manager is to change the methodology used to calculate portfolio and composite returns with effective from 1 September 2022 onward. The change is the total return with dividend reinvested at ex-dividend date instead of payment date. Performance data published prior to 1 September 2022 is incomparable with the performance calculated by the new calculation methodology.

Index: Hang Seng Index, total return with dividend reinvested, net of PRC withholding tax. Source: Hang Seng Indexes Company Limited.

The performance figures show by how much the Fund increased or decreased in value during the period being shown. Performance data has been calculated in HKD including ongoing charges and excluding subscription fee you might have to pay.

Past performance information is not indicative of future performance. Investors may not get back the full amount invested.

Fund Facts

Fund Manager

Hang Seng Investment Management Limited

Management Fee

The annual management fee is calculated as the sum of: (a) 0.045% per annum on the first HK\$15 billion of the NAV; (b) 0.030% per annum on the next HK\$15 billion of the NAV; (c) 0.020% per annum on the next HK\$15 billion of the Net Asset Value; and (d) 0.015% per annum on the remaining balance of the NAV.

Fund Size

HKD 31,968.43 million

Base Currency

HKD

For all fees and charges, please refer to the "CHARGES AND EXPENSES" section in the Offering Document for details.

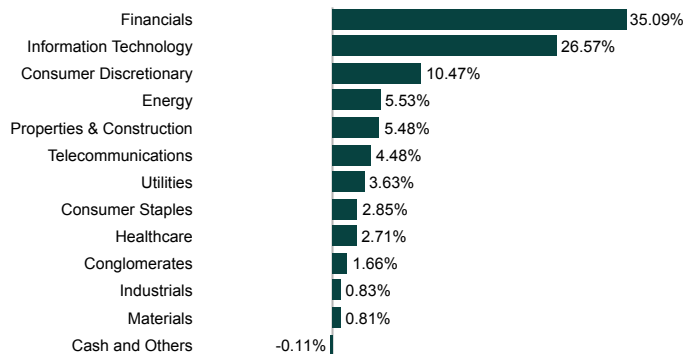
Top Holdings

HSBC Holdings PLC	9.23%
Alibaba Group Holding - SW	8.41%
Tencent Holdings	7.61%
AIA Group	7.13%
China Construction Bank	5.10%
China Mobile	4.15%
Meituan - W	3.77%
Hong Kong Exchanges & Clearing	2.90%
Industrial & Commercial Bank of China	2.86%
Bank of China	2.50%

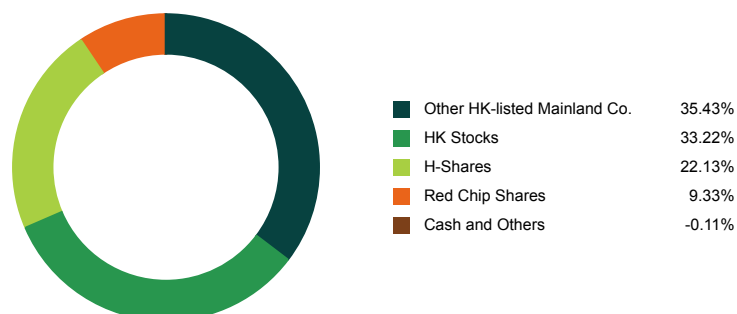
Hang Seng Index Tracking Fund

January 2024

Industrial Breakdown



Share Class Breakdown



Share Class Details

Share Class	Launch Date	Unit Price	52 Weeks High & Low	Dealing Frequency	ISIN	Bloomberg Code
Hang Seng Index Tracking Fund	13 September 2004	HKD 15.7196 ⁽¹⁾	HKD 22.2984/ HKD 15.1890	One Dealing Session per Dealing Day ⁽²⁾	HK2833027330	HSINTRF HK

(1) The subscription fee has not been included.

(2) A Dealing Day is any day which is a Business Day. Please refer to the Hong Kong Offering Document of the Hang Seng Investment Index Fund Series II for the definition of "Business Day".

Hang Seng Index Tracking Fund

January 2024

Investment Objective and Strategy

The Fund is an index-tracking fund which aims to match, before fees and expenses, as closely as practicable the total return performance (net of withholding tax) of the Hang Seng Index (the "Index").

Distribution Information

	Intended Frequency	Record Date	Amount / Share
Hang Seng Index Tracking Fund	Quarterly (if any)	18 Dec 2023	HKD 0.07

With effect from 29 May 2017, the Manager intends to make declaration of distribution quarterly in March, June, September and December (instead of semi-annually in June and November) of each year. A positive distribution yield does not imply a positive return.

On 1 Dec 2017, there is a subdivision of each Unit in the Hang Seng Index Tracking Fund (previously Hang Seng Index ETF) into 10 subdivided Units.

Dividend Policy: Quarterly cash dividends (if any) at the discretion of the Manager, which are expected to be in respect of each calendar quarter of each calendar year respectively. The Manager currently intends to make declaration of dividend in March, June, September and December of each year. Each Unitholder will receive dividends in HKD only. There is no guarantee of regular distribution of dividends and if dividend is paid the amount being distributed. The Manager may, at its discretion, pay dividend out of capital. The Manager may also, at its discretion, pay dividend out of gross income while all or part of the fees and expenses of the Fund are charged to/paid out of the capital of the Fund, resulting in an increase in distributable income for the payment of dividends by the Fund and therefore, the Fund may effectively pay dividend out of capital. Payment of dividends out of capital or effectively out of capital amounts to a return or withdrawal of part of an investor's original investment or from any capital gains attributable to that original investment. Any distributions of dividends involving payment of dividends out of capital or effectively out of capital may result in an immediate reduction of the Net Asset Value per Unit.

For full distribution history record, please refer to our website www.hangsenginvestment.com *.

Volatility

	1Y	3Y
Standard Deviation	19.15	25.62
Sharpe Ratio	-1.72	-0.62

Hang Seng Index Tracking Fund
Source: Morningstar Asia Limited

Fund Literature



Download the offering documents here

Awards



Bloomberg Businessweek / Chinese Edition Top Fund Awards 2020
ETFs (NAV Tracking Error 1 Year) - Equity - Hong Kong - Outstanding Performer

Note:

- The Bloomberg Businessweek Top Fund Awards 2019 - 2020 are issued by Bloomberg Businessweek/Chinese Edition, reflecting performance of the past one year period as at 30 September of the respective year.

(Source: Hang Seng Investment Management Limited / HSBC Institutional Trust Services (Asia) Limited/Morningstar Asia Limited. All information as at 31 Jan 2024.)

Please read the disclaimer in relation to the Index in the Fund's Hong Kong Offering Document. The Fund has been authorized by the Securities and Futures Commission in Hong Kong ("SFC"). (SFC authorisation is not a recommendation or endorsement of the Fund nor does it guarantee the commercial merits of the Fund or its performance. It does not mean the Fund is suitable for all investors nor is it an endorsement of its suitability for any particular investor or class of investors.) Certain information contained in this factsheet is obtained and prepared from sources which Hang Seng Investment Management Limited ("HSVM") reasonably believes to be reliable. For information sourced externally (as disclosed), HSVM has reasonable belief that such information is accurate and complete. This factsheet is for your information and reference only, and does not constitute any offer, solicitation or recommendation to buy or sell Units in the Fund. Investors should note that investment involves risks and not all investment risks are predictable. Prices of fund units may go up as well as down and past performance information presented is not indicative of future performance. Before making any investment decisions, investors should read the Hong Kong Offering Document of the Fund (including the full text of the risk factors stated therein) in detail and obtain appropriate professional advice where necessary. This factsheet has not been reviewed by the SFC.