

Unless otherwise specified, all information applies to A2 share class in the Fund's base currency only as of the month end. Performance, Portfolio Breakdowns and Characteristics, and Net Assets as at 31-Jan-2024. All other data as at 07-Feb-2024.

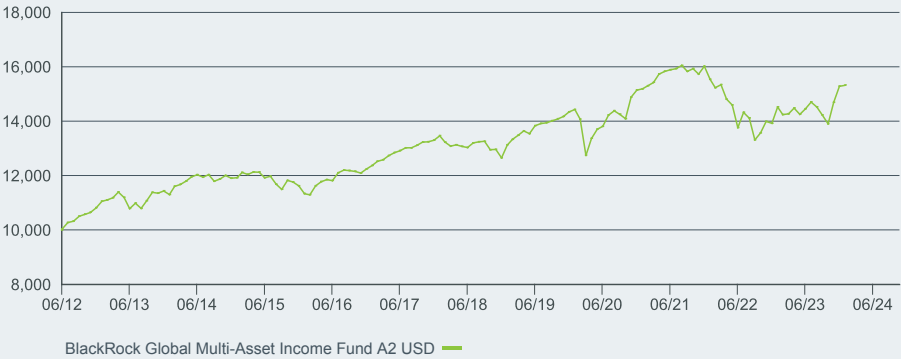
IMPORTANT:

- The Fund's income-generating investment strategy may reduce the potential for capital growth and future income of the Fund. The Fund may invest in debt securities that are subject to actual or perceived ratings downgrade. The Fund may invest in assets denominated in various currencies. Changes in exchange rates and currency controls may affect the value of the Fund's assets. The Fund invests in certain emerging markets and may be subject to political, tax, economic, social and foreign exchange risks. An increase in interest rates may adversely affect the value of the bonds held by the Fund. The Fund may invest in non-investment grade and unrated bonds that may be subject to higher default, volatility and liquidity risks. The Fund invests in bonds issued or guaranteed by governments or authorities, which may involve political, economic, default or other risks.
- The Fund is subject to foreign investments restrictions risk, securities lending counterparty risk, risks associated with investments in asset/ mortgage backed securities, currency conversion risk including Renminbi denominated Classes, liquidity risk and contingent convertible bonds risk.
- **Class 3(G), Class 4(G) and Class 5(G) Shares** pay dividends gross of expenses. **Class 6 Shares** pay dividends gross of expenses and/or from capital at the Directors' discretion. **Class 8 Shares** pay dividends gross of expenses and/or from capital at the Directors' discretion and include interest rate differentials arising from share class currency hedging. Negative interest rate differentials may decrease the dividends paid. Paying dividends gross of expenses may result in more income being available for distribution; however these shares may effectively pay dividends from capital – may amount to a partial return or withdrawal of an investor's original investment or capital gains. All declared dividends result in an immediate reduction in the NAV price of the share class on the ex-dividend date.
- The Fund may use derivatives for hedging and for investment purposes. However, usage for investment purposes will not be extensive. The Fund may suffer losses from its derivatives usage.
- The value of the Fund can be volatile and can go down substantially within a short period of time. It is possible that a certain amount of your investment could be lost.
- Investors should not make investment decisions based on this document alone. Investors should refer to the Prospectus and Key Facts Statement for details including risk factors.

INVESTMENT OBJECTIVE

The Global Multi-Asset Income Fund follows a flexible asset allocation policy that seeks an above average income without sacrificing long term capital growth. The Fund invests globally in the full spectrum of permitted investments including equities, equity-related securities, fixed income transferable securities (which may include some high yield fixed income transferable securities), units of undertakings for collective investment, cash, deposits and money market instruments. This Fund distributes income gross of expenses. Currency exposure is flexibly managed.

GROWTH OF 10,000 SINCE LAUNCH



These figures show as a NAV change of the Fund based on a hypothetical \$10,000 investment in the share class.

CUMULATIVE & ANNUALISED PERFORMANCE (%)

	3 mths	6 mths	YTD	1 Year	2 Years	3 Years	5 Years	Since Launch
Fund (A2 U.S. Dollar)	10.22	4.22	0.26	5.51	-1.42	0.86	16.77	53.20

Past performance is not a reliable indicator of current or future performance and should not be the sole factor of consideration when selecting a product or strategy. Investors may not get back the full amount invested. Performance is shown on a Net Asset Value (NAV) basis with gross income reinvested, net of fees. Performance is calculated in the relevant share class currency, including ongoing charges and taxes and excluding subscription and redemption fees, if applicable. Benchmark performance displayed in denominated currency and for comparative purpose only.

CALENDAR YEAR PERFORMANCE (%)

	2023	2022	2021	2020	2019
Fund (A2 U.S. Dollar)	9.77	-13.11	5.81	5.58	13.36

RATINGS



Morningstar, Inc. All Rights Reserved.

KEY FACTS

Asset Class	Multi Asset
Morningstar Category	USD Moderate Allocation
Inception Date	28-Jun-2012
Fund Base Currency	U.S. Dollar
Currency	Unhedged:Euro,U.S. Dollar
	Hedged:Australian Dollar, Canadian Dollar,Swiss Franc,Euro,British Pound, Hong Kong Dollar, Japanese Yen,New Zealand Dollar,RMB, Singapore Dollar
Fund Size (mil)	4,701.55 USD
Domicile	Luxembourg
Fund Type	UCITS
ISIN	LU0784385840
Bloomberg Index Ticker	BGMAIA2

PORTFOLIO MANAGERS

Alex Shingler  
Justin Christofel

TOP 10 HOLDINGS (%)

ISH MSCI USA Qty Div ESG UCITS ETF	3.14
ISHARES \$ HIGH YIELD CRP BND ETF \$	2.02
ISH US MBS ETF USD DIST	1.13
BGF USD HIGH YIELD BD X6 USD	0.90
TAIWAN SEMICONDUCTOR MANUFACTURING	0.58
MICROSOFT CORP	0.42
MSFT CITIGROUP INC 13.723/11/2024	0.35
SANOFI SA	0.32
AAPL BNP PARIBAS SA 9.511/31/2024	0.30
AAPL NOMURA AMERICA FINANCE LLC 10.853/19/2024	0.30
Total of Portfolio	9.46

Holdings subject to change.

For information on fund / offering documents:

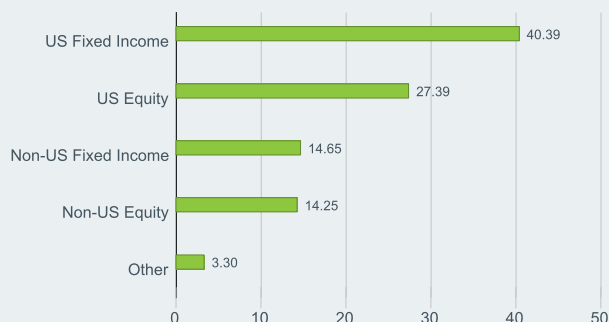


CALENDAR YEAR PERFORMANCE (%)

2023	2022	2021	2020	2019
------	------	------	------	------

Performance is calculated on a Net Asset Value (NAV) basis, with income reinvested, net of fees. Performance is calculated in the Fund's base currency, including ongoing charges and taxes and excluding subscription and redemption fees, if applicable. Benchmark performance displayed in denominated currency and for comparative purpose only. Source: BlackRock. **Past performance is not a guide to future performance and should not be the sole factor of consideration when selecting a product.** Investors may not get back the full amount invested.

## ASSET TYPE BREAKDOWN (%)



<sup>2</sup>Allocations subject to change. Due to rounding, the total may not be equal to 100%.

## FEES AND CHARGES\*

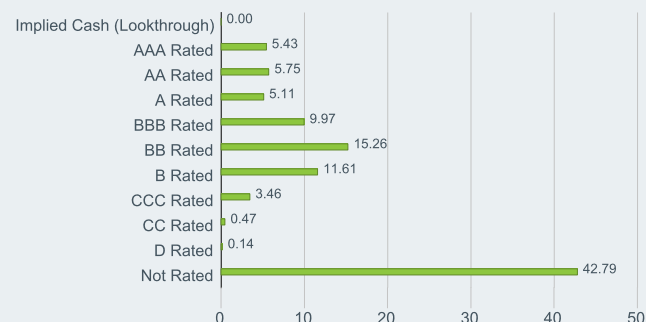
Max Initial Charge	5.00%
Management Fee (incl. Distribution Fee, if any)	1.50%
Performance Fee	0.00%

For Fee details, please refer to the Fund Prospectus.

## FUND FEATURES

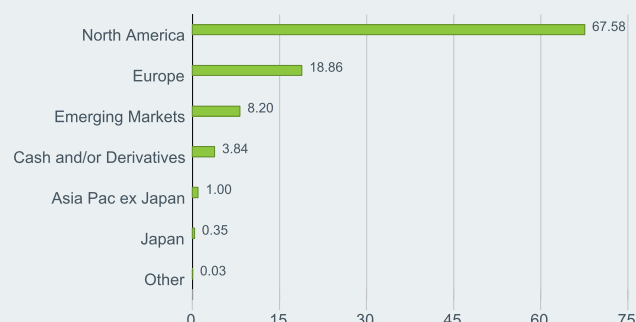
- A tactical multi-asset income strategy searching for the best income opportunities around the world and across asset classes.
- A focus on risk management to provide a smoother ride during market volatility
- Invests in both traditional and non traditional sources of income.

## CREDIT RATINGS (%)



Allocations are subject to change. **Source:** BlackRock

## REGIONAL EXPOSURE (%)



Geographic exposure relates principally to the domicile of the issuers of the securities held in the product, added together and then expressed as a percentage of the product's total holdings. However, in some instances it can reflect the geography where the issuer of the securities carries out much of their business. "Others" excluded from the chart above.

Prior to 10 April 2023, the Fund was managed by Michael Fredericks, Justin Christofel and Alex Shingler.

Unless otherwise specified, all information as of the month end. Sources: BlackRock and Morningstar. Performance is shown as of the month end in share class currency on a NAV to NAV price basis with income reinvested, net of fees. The above Fund data is for information only and does not constitute an offer or invitation to anyone to invest in any BlackRock Global Funds (BGF) and has not been prepared in connection with any such offer. BGF is an open-ended investment company established in Luxembourg which is available for sale in certain jurisdictions only. BGF is not available for sale in the U.S. or to U.S. persons. Product information concerning BGF should not be published in the U.S. Investment involves risk. Past performance is not necessarily a guide to future performance or returns. The value of investments and the income from them can fluctuate and is not guaranteed. Rates of exchange may cause the value of investments to go up or down. Investors may not get back the amount they invest. Individual stock price/figure does not represent the return of the Fund. The investment returns are denominated in share class dealing currency, which may be a foreign currency. If so, US/HK dollar-based investors are therefore exposed to fluctuations in the US/HK dollar/foreign currency exchange rate. For Hong Kong investors, please refer to the BGF offering documents for details, including risk factors. Issued by BlackRock Asset Management North Asia Limited. This material and the BlackRock website ([www.blackrock.com/hk](http://www.blackrock.com/hk)) have not been reviewed by the Securities and Futures Commission of Hong Kong. ©2024 BlackRock, Inc. or its affiliates. All Rights Reserved. BLACKROCK is a registered trademark of BlackRock, Inc. or its affiliates. All other trademarks are those of their respective owners.

# BlackRock Global Multi-Asset Income Fund

## INVESTMENT OBJECTIVE AND STRATEGY

The Global Multi-Asset Income Fund follows a flexible asset allocation policy that seeks an above average income without sacrificing long term capital growth. The Fund invests globally in the full spectrum of permitted investments including equities, equity-related securities, fixed income transferable securities (which may include some high yield fixed income transferable securities), units of undertakings for collective investment, cash, deposits and money market instruments. This Fund distributes income gross of expenses. Currency exposure is flexibly managed.

For the Fund's investment strategy, please refer to its offering documents.

Sources: BlackRock and Morningstar. Performance is shown as of the month end in share class currency on a NAV to NAV price basis with income reinvested, net of fees. The above Fund data is for information only and does not constitute an offer or invitation to anyone to invest in any BlackRock Global Funds (BGF) and has not been prepared in connection with any such offer. BGF is an open-ended investment company established in Luxembourg which is available for sale in certain jurisdictions only. BGF is not available for sale in the U.S. or to U.S. persons. Product information concerning BGF should not be published in the U.S. Investment involves risk. Past performance is not necessarily a guide to future performance or returns. The value of investments and the income from them can fluctuate and is not guaranteed. Rates of exchange may cause the value of investments to go up or down. Investors may not get back the amount they invest. Individual stock price/figure does not represent the return of the Fund. The investment returns are denominated in share class dealing currency, which may be a foreign currency. If so, US/HK dollar-based investors are therefore exposed to fluctuations in the US/HK dollar/foreign currency exchange rate. For Hong Kong investors, please refer to the BGF Prospectus for details, including risk factors. Issued by BlackRock Asset Management North Asia Limited. This material and the BlackRock website ([www.blackrock.com/hk](http://www.blackrock.com/hk)) have not been reviewed by the Securities and Futures Commission of Hong Kong. BlackRock is a registered trademark of BlackRock, Inc. © 2023 BlackRock, Inc. All Rights Reserved. All other trademarks are those of their respective owners.